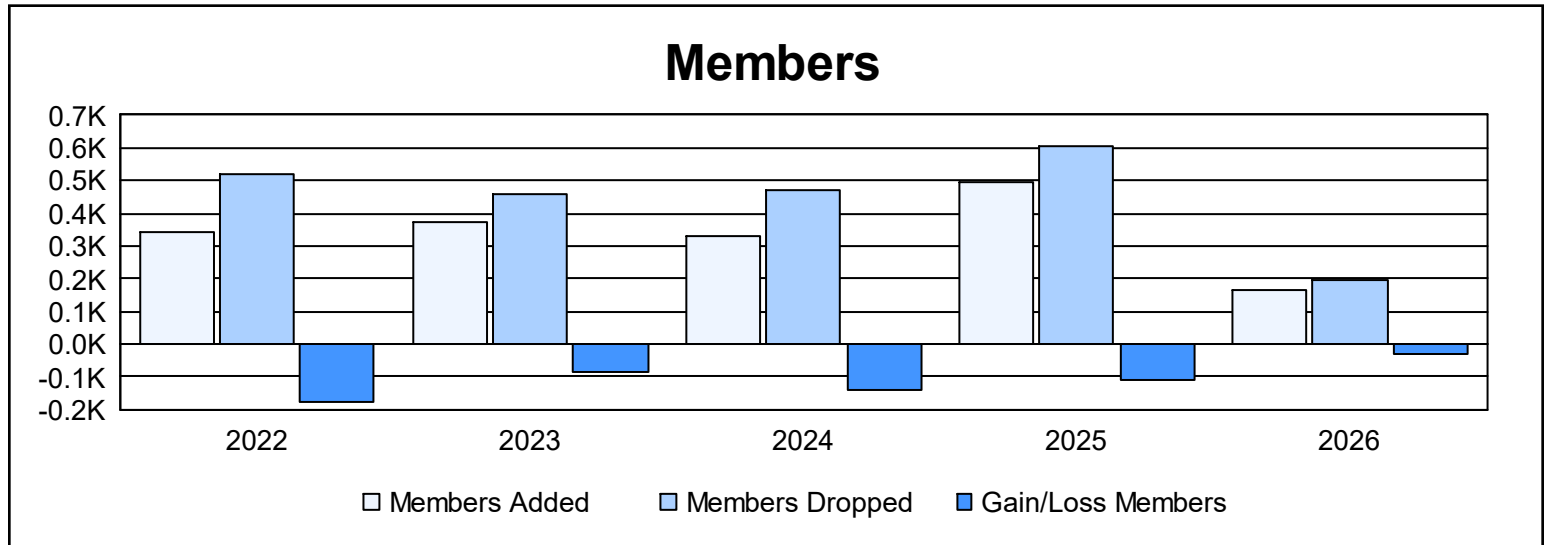
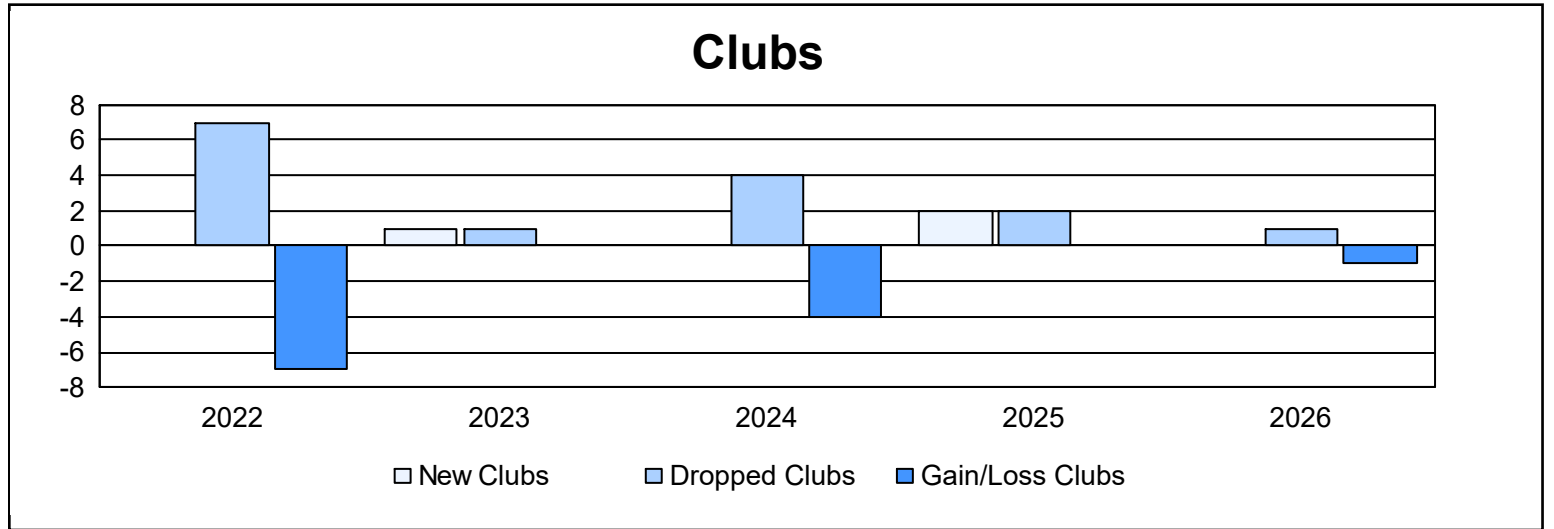
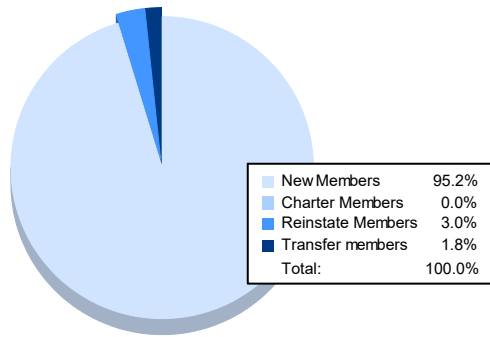


Year	New Clubs	Dropped Clubs	Gain/ Loss Clubs	New Members	Charter Members	Reinstate Members	Transfer Members	Total Member Added	Total Members Dropped	Gain/ Loss Members
2021-2022	0	7	-7	320	6	14	4	344	520	-176
2022-2023	1	1	0	333	22	14	1	370	456	-86
2023-2024	0	4	-4	313	3	10	2	328	469	-141
2024-2025	2	2	0	320	43	125	7	495	606	-111
2025-2026	0	1	-1	160	0	5	3	168	195	-27
<b>Average</b>	<b>1</b>	<b>3</b>	<b>-2</b>	<b>289</b>	<b>15</b>	<b>34</b>	<b>3</b>	<b>341</b>	<b>449</b>	<b>-108</b>



### Membership Composition January 2026 Cumulative



### Gender Composition January 2026 Cumulative

